


Santiago

Mmm... Yummy!

*Game-guide to discover
Santiago de Compostela
and its cooking*



PUBLISHED BY: Turismo de Santiago de Compostela

Texts/publication design: Yolanda Ferro

Drawings: Andrés Meixide, from the book *“Hora de Comer”*

Photographs: Turismo de Santiago de Compostela archive

Graphic design: DARDO

English translation: Desmond Joyce

Printed by: Agencia Gráfica

D. L.: C 2927-2011

ACKNOWLEDGEMENTS

Thanks to Miguel Vila Pernas and Andrés Meixide, who wrote and illustrated, respectively, the book *“Hora de Comer”* (Mealtime) on which this material is based, and to Sotelo Blanco Edicións and Consorcio de Santiago de Compostela, the book’s publishers.

Write your personal details here:

Name:

.....

Surname:

.....

.....

Presentation

Santiago de Compostela is a very appetising city, which tastes of emotion. And what does emotion taste like? We're going to find out by playing with our friends **Sara**, **Mimia** and the horse **Branco de Cores...**

With this game you'll discover the city in an original and amusing way, by means of its cooking: you will get to know its streets, and some of its main monuments, but also the ingredients we use to cook here, some of the best known dishes, “tapas,” the “Mercado de Abastos” (food market)... and a lot more.

Also, if you complete the game by following the rules, you'll win a surprise gift!

Enjoy!

✱ **Recommended ages:** 8 to 12.

Under-8s can participate with some help.

Rules of the Game

1. Start point

You should begin in front of **Santiago Tourism's Central Office**, which is located at 63 Rúa do Vilar, and opens in the morning and afternoon every day of the year except special holidays.



Santiago Tourism's Central Office

2. Very important!!

To win the prize you can only fail a maximum of 10 questions!

3. To check the answers when you finish

When you finish, go to **Santiago Tourism's Central Office**: there they will check your answers, tell you how many mistakes you made, and if you made less than 10, give you a small surprise gift.

4. Pay close attention to the map!

You have to draw, on the map on the opposite page, Sara, Mimia and the horse Branco de Cores' entire journey around the city, from beginning to end. Don't forget!

On your mark, get set, go!...
Let's begin!

Santiago de Compostela

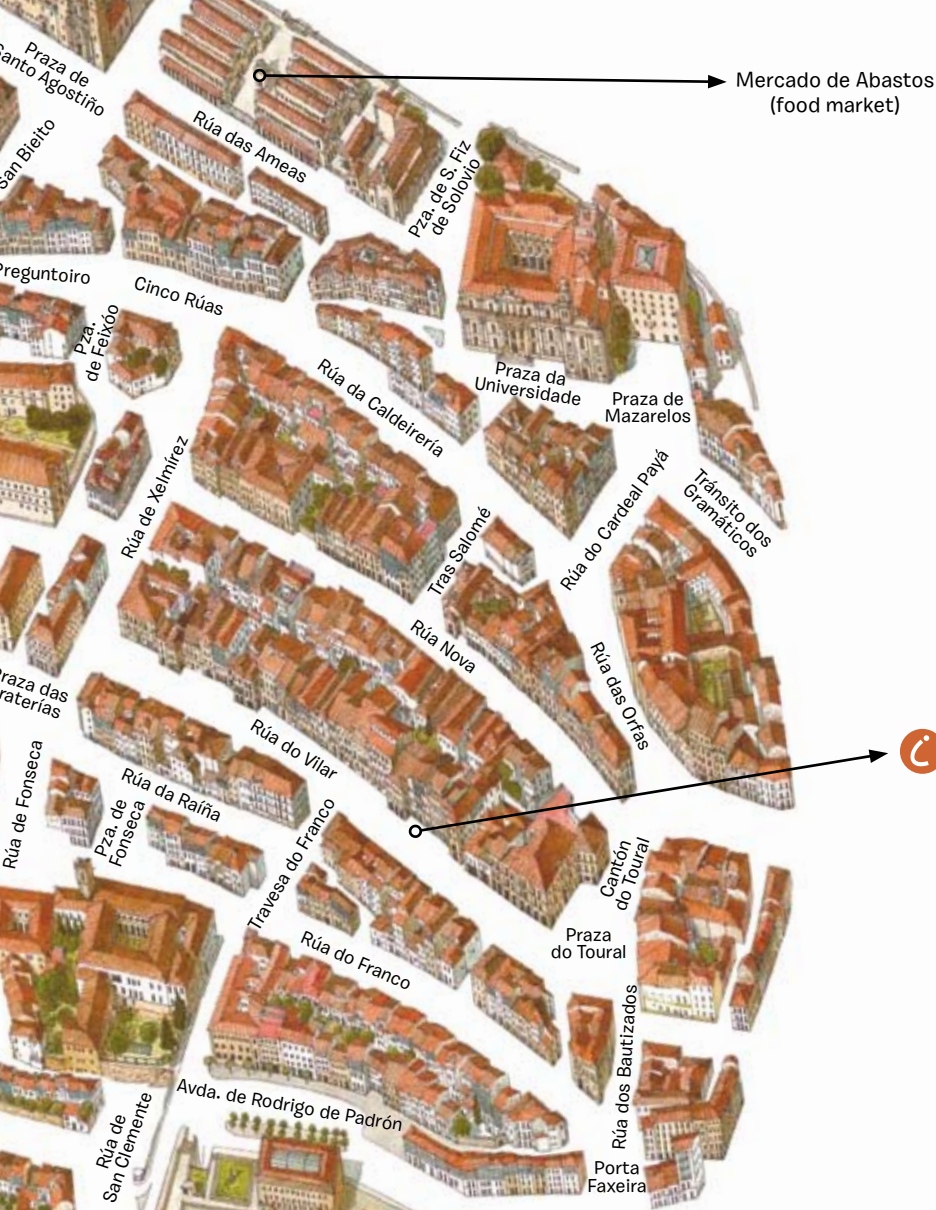
Old Town



Way of St. James

Cathedral





Mercado de Abastos
(food market)

Start/Finish



**Santiago Tourism's
Central Office**

63 Rua do Vilar

Open in the morning
and afternoon,
every day of the year
except special
holidays




**Bienvenidos... Benvidos... Benvinguts... Ongi Etorri... Welcome... Willkommen...
Bienvenue... Benvenuti... Bem-vindos...! We see a lot of tourists and pilgrims
from all over the world on the streets of Santiago de Compostela.**

1. Which street are our friends Sara, Mimia and the horse Branco de Cores in?

.....

2. There are a lot of arcades in this “rúa” (street). Draw an arcade here:



The man with a moustache in the drawing is too fat because he spends a lot of time sitting and reading, and eating sandwiches that are too big and have a lot of bread... He doesn't know that here in Galicia we have a very special type of sandwich, a kind of “Galician pizza,” which has a layer of bread dough on the bottom, like all pizzas, but also on top, and is filled with a great variety of healthy and original ingredients: “zamburiñas” (a kind of scallop), cod, “zorza” (seasoned pork), apple...

3. What is the name in Spanish of this kind of typical Galician pizza?

E _ _ _ _ _

Now you can go the next page...



You have to go to the square that appears in the drawing on the previous page, where Sara, Mimia and Branco de Cores are, as well as the “Fuente de los Caballos” (Fountain of Horses) and “Berenguela”...

4. What is the name of this square?

.....

5. What is the “Berenguela”?

.....


6. At the top of the “Berenguela,” fruits have sprouted out of the stone, like the ones in the photo. Colour them in!

These fruits appear in many of our city's monuments: all the buildings with such fruits belong to the artistic style called Compostela baroque, which is characterised by plant decoration.

In the photo you can see some of the most abundant fruits in Galicia: pears, apples, figs... and also grapes!

7. Complete: “Grapes are used to make an alcoholic drink called **W** _ _ _.”

8. Complete: “Several types of wine are made in Galicia. The most famous is **Al** _ _ _ _ _.”



Now you have to go to “Praza do Obradoiro” and turn to the following page...



Welcome to the famous “Praza do Obradoiro!” Find in the square the door through which Sara enters in the drawing...

9. What is this part of Santiago Cathedral called?

.....

10. What can you visit if you go through this door? If you don't know, ask someone.

.....

.....

.....

.....

Go to the following page...



If you enter the door in the previous page you can go up to the Cathedral roof, which is like a castle! But before that, you'll go through a hall where you'll see some very old stone figures, which are holding a banquet...

11. What kind of “empanada” (pie) do you think the figures are eating?
Ask the person guiding you and write it down here:

.....

When you go out after visiting “Pazo de Xelmírez” and the Cathedral rooftops, stop for a moment and look at the top of the “Hostal dos Reis Católicos.” There you'll see figures like this one:



12. What are these figures called?

G _ _ _ _ _ **s**

13. What are they used for?


.....

.....

14. Count how many there are from one corner of the façade to the other and write the number here:

.....

Now turn your back to the “Hostal dos Reis Católicos” and start walking in a straight line towards “Rúa do Franco.” As soon as you leave the square, you have to turn left and you'll find a street with a Galician name that means “a woman that rules; a female monarch”: go to this street and turn to the following page...



15. What is the name of this “rúa” (street)?

Rúa da **R** _ _ _ _

In this street, and also in “Rúa do Franco,” located beside it, there are bars that serve very strange “tapas” (snacks), such as “tigres rabiosos” (mad tigers), “orejas” (ears), “cocodrilos” (crocodiles)...

But before we continue: do you know what a **“TAPA”** is? Draw one here:



We're going to discover what these strange “tapas” are like, so continue walking along this street full of bars and restaurants until you find the bar that appears in the drawing on the previous page...

17. What is the name of the bar at the side, which the “tunos” (members of a student music group) are entering?

T _ _ _ _ _

18. In this bar, when you order a drink, they give you (free of charge) a curious “tapa,” which is called after a fierce animal... What is the name of this “tapa” in Spanish?

T _ _ _ _ _ **r** _ _ _ _ _


19. What is the main ingredient?

M _ _ _ _ _

20. Look at the bar's sign in the street: what animal appears in it?

T _ _ _ _

Let's go to the next bar, which is only 5 steps further on...



We're there! We're in front of a very well-known bar...

21. What colour is the cat?

.....

22. What is the bar called?

.....

23. Choose your favourite meal from the ones that appear in the bar's window and write it down here:

.....

.....

.....

*Another 5 steps further on, there is another curious bar...
Look at the photo on the following page...*



We've got a problem: the bar's name, which should be written above the pig's head, has disappeared and we can't remember it...

24. Can you tell us the bar's name?

.....

25. Why was it given this name? You can enter and ask the waiter or the people on the street.

.....

.....

.....

.....

.....

Now we're going to "Rúa do Franco," where there are a lot more windows full of food, like the one in the photo on the following page.

Get ready because in "Rúa do Franco" we'll have to pass several tests...



The previous photo shows a restaurant window in the famous “Rúa do Franco,” where we are now...

26. Write here the name of all the foods you can identify in the photo. To pass the test, you must correctly identify at least 4. You can write down their names in English.

1.
2.
3.
4.
5.

Now you have to visit several windows and:

27. Look for the fish that you think is the ugliest, and write down its name, but be careful!, you can't write down your own name and call it “Bobby” or “Harry”: it has to be its real name, OK?


.....

28. Before turning to the next page, look for a “centollo” (spider crab) in the windows, count its legs and write down the number here:

.....

Now we're going to the bar at number 30 in this street, where they serve a mysterious “tapa” called “Cocodrilos” (crocodiles)...

Turn to the next page.



29. Do some research (you can ask the waiters) and write here the two main ingredients of the famous “Cocodrilos”:

.....

.....

30. What's the name of this bar where you can eat “Cocodrilos”?

.....

Very good! Now we're going to the end of “Rúa do Franco” and, without crossing to Alameda Park, look for a street that is dedicated to all those who've been baptised...

31. What is the name of this “rúa” (street)?

.....

Now you can go on to the next page!

PALO
SANTO

CHORIZOS
GALLEGOS

Mantequilla
Casera

**MANTECA
COCIDA**

VINO
BARIÑO

*Aiel
Natura*

ORUJOS

Blanco
Blanco
Wed
Tostado
Café
Café

The photo you've seen on the previous page shows a famous food shop in this street: it's very traditional and so small that it looks like something out of a fairytale.

32. Write down the name of the shop here:

.....

33. Go inside and ask what the name of Galicia's most famous type of cheese is. Write down the name here:

T _ _ _ _ _

34. Now you have to draw it and colour it in here:



35. Of all the things for eating in the shop, tell us what's your favourite and explain why:

.....


.....

.....

.....

Now we're going to the "Arco de Mazarelos" (Mazarelos Arch)... You can take a shortcut so that you don't have to walk a lot: cross "Praza do Toural," go up "Rúa das Orfas" and then turn right along "Rúa do Cardeal Payá"... And we're there!

You can go to the next page!



Sara, Mimia and Branco de Cores are at the “Arco de Mazarelos,” which was one of the former gates in the city wall...

This was a busy gate during the Middle Ages: a lot of peasants entered the city here, bringing goods to sell in the markets inside the city wall. For example: wagons entered full of casks of wine, which were distributed around the city, and then went out empty under the same arch, as in the drawing...


36. If you go to the building with coats of arms that you see in the background of the drawing, you'll see a type of shellfish that is the symbol of the city of Santiago and also of pilgrims. What's the name of this shellfish?

S _ _ _ _ _

37. Now go to the church. At the side, there's an animal carved in stone, which seems to indicate that many centuries ago there used to be a market selling this type of food. Clue: it's close to the corner, below the sundial and very close to the ground. What animal is it?


.....

38. Copy it and colour it in:



*Stand in front of the church,
with your back to the entrance
and facing the street.*

Now turn to the next page.



From where you are (in front of the church entrance and facing the street) you can see, just opposite, a very famous restaurant in Santiago, which has a very curious name that is referred to in the drawing on the previous page.

39. What's the restaurant called?

.....

40. This place was frequented by very important people: writers, artists, politicians... One of them is the person running in last place. Do you know who he is? Clue: he's a famous writer who has a sculpture on a bench in Alameda Park.

V _ _ _ _ - I _ _ _ _ _

41. Take a look inside this special restaurant and tell us at least two things that are hanging on the walls. If it is closed and you cannot see inside, ask someone.

.....

.....

.....

*Now let's go to the "Mercado de Abastos" (food market)...
Our friends love going to the "Mercado de Abastos!" When
you ask them: "do you want to go?" they immediately set off.*

Turn to the next page!



We're in a very special place... the “Mercado de Abastos!”

Every morning, when most of the city's residents are still sleeping, a lot of people get up early and come to the “Mercado de Abastos,” the city's most important food market: these are producers and sellers, who leave their homes very early to prepare their goods and get them ready for the buyers.

42. The “Mercado de Abastos” is divided into 8 pavilions, which are all the same... What are these buildings made of? Clue: it's the same material that almost all the houses in the old town are made of, as well as the churches and the flagstone pavements...

G _ _ _ _ _

43. Write down below what is sold in each of the 8 pavilions. Clue: the number and name of what is sold in each pavilion is written at the entrance to each one.

Pavilion 1:

Pavilion 2:

Pavilion 3:

Pavilion 4:

Pavilion 5:

Pavilion 6:

Pavilion 7:

Pavilion 8:

Let's turn to the next page!



“Pulpo á feira” (Galician-style octopus) is one of Galicia's best-known dishes and the favourite of Branco de Cores, “las Dos Marías” (the Two Marys), Rosalía de Castro and many others!

It's called “pulpo á feira” because it's often eaten in the traditional fairs that are held in the squares of Galician towns. In these fairs, the “pulpeiras” (women that cook octopus) cook the octopus in large copper pots like the one in the drawing.

44. Ask at a stall selling octopus and write here the 5 basic ingredients of “pulpo á feira”:

1.
2.
3.
4.
5.

*Turn to the next page to
continue discovering the
“Mercado de Abastos!”*



Now we're going to learn more about Galicia's tasty fish and shellfish...

45. Write down the name of 3 types of fish that are sold in this market and that are from Galicia. Important: to pass this test, you must make sure that the fish are from Galicia!

1.
2.
3.

46. Imagine that you're a journalist and you have to interview a person that sells shellfish. Ask him/her:

Name of the shop:


Types of Galician shellfish that he/she sells (at least 5, and remember, they must really be from Galicia!):

1.
2.
3.
4.
5.

47. Do you remember which shellfish is the symbol of the city of Santiago and pilgrims, and which is carved in stone in many old town houses? Look at page 27. This shellfish has a small brother, which is called “zamburiña” (variegated scallop). Draw one here:



Turn to the following page...



We're still in the “Mercado de Abastos,” but now we're with the fruit and vegetables, which are the favourites of Sara, Mimia and Branco de Cores...

48. With the help of several sellers, make a list of the 3 most important fruits and vegetables that are produced in Galicia. It's important to ask at least 2 different sellers to find out which ones are really the most important.

Most important Galician fruits

1.
2.
3.

Most important Galician vegetables

1.
2.
3.

And finally, dessert:

49. What's Santiago's most typical dessert?


.....

50. Draw it here:!

We've finished! Now you can go to Santiago Tourism's Central Office for your gift! But before that, remember that you have to complete the journey on the map on pages 4 and 5, and check all your answers just in case.

Extra test: colour in our friends

You can use this test to replace one of those in the game.



If you want to learn more about Santiago de Compostela and our friends Sara, Mimia and Branco de Cores, we recommend these books from the **Branco de Cores** collection that are available (in the Galician language) in Santiago de Compostela's bookshops:



Unha mensaxe para Sara
Andrés Meixide / Xosé Antonio Perozo



¿A que veñen as gaivotas a Compostela?
Andrés Meixide / X. H. Rivadulla



A rebelión das rúas
Andrés Meixide / Ana Boullón / Pere Tobaruela



Hora de Comer
Andrés Meixide / Miguel Vila Pernas



Unha vaca marela en Compostela
Andrés Meixide / Ana Boullón / Pere Tobaruela



¿Unha pantofoa na cidade?
Andrés Meixide / Ana Boullón / Pere Tobaruela



A Cruz dos Farrapos
Andrés Meixide / Ana Boullón / Pere Tobaruela



Peregrino na sombra
Andrés Meixide / Ana Boullón / Pere Tobaruela

Notes

.....

.....

.....

.....

.....

.....

.....

.....

.....



TURISMO DE SANTIAGO DE COMPOSTELA



CONCELLO DE SANTIAGO



DEPUTACION
DA
CORUÑA
www.dicoruna.es